

1. PLAN your drive and be sure to advertise it!

- Churches can do a voter registration drive any Sunday, but to help you we've designated two days as **Voter Registration Sundays: September 20 and October 4.**
 - Some states require you to register 30 days before the election, so if you live in one of these states be sure to participate in the **September** date: AK, AR*, AZ*, FL*, GA*, HI*, IL**, IN*, KY*, LA*, MS*, MT, NM**, NV**, OH*, RI, SC, TN*, TX*, UT (**state deadline falls on 10/5 so you could participate in October provided you postmark the forms immediately on 10/5, ** state deadline falls on 10/6 and individuals must take care to postmark by 10/6*)
- **Advertise your drive** and start registering people now! A few easy ways to do this:
 - Invite congregants and pastors from other churches to the [Facebook event](#), where they can register to vote and find information about running a drive at their own church
 - Use emails, church bulletins, posters, and social media to encourage people to register [here](#)

2. CALL on church members to register:

- **Make an announcement** during the service (and on your church's social media and website) about the opportunity to register to vote
- **Consider speaking in your sermon** about the Biblical responsibility and privilege to vote and conclude with a call to action asking congregants to register at the end of the service
- **For maximum efficiency**, consider setting aside a few moments during the service for individuals to prepare to register using one of the methods below, or otherwise encourage them to register directly afterward at church or at home

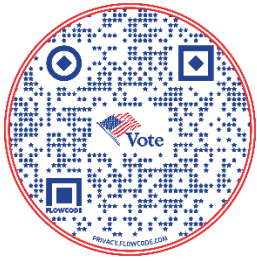
WHAT CHURCHES CAN DO DURING ELECTIONS

- **Equip church members** with the biblical perspective on an issue
- **Nonpartisan voter registration**, get out the vote efforts and voter education
- **Distribute voter guides** that do not endorse a candidate
- **Speak about a candidate's position** *without endorsing or opposing that candidate*

**General guidelines and not intended as detailed legal advice*

By the way... Voter registration is Biblical! We're commanded in Romans 13 to fulfill our civic duties. In America, voting is one of them! And, electing good leaders is one way to be the "light of the world."

3. **START** the registration process for congregants during or after the service – including contactless options!



For the most direct approach, include our printable QR code (copyable below or you can print the postcard size on the next page!) with your church bulletin/handout and encourage individuals to scan the code on their smartphone during a designated point in the service or directly afterward. The code will take them directly to a site where they can easily register to vote. You can also print large versions of the QR code to post on walls/doors in your church (see last page for a printable version!).

*Note after your congregants fill out the online form, they will need to print it via a wirelessly accessible printer at your church or else at home.

- **If your church has an online option,** consider placing the direct link (<https://familypolicyalliance.com/vote>) in the video's caption/description and drawing attention to that when you announce the registration drive/set aside time for people to prepare to register
- **If you have many older members or others who may prefer paper,** you could also offer paper registration forms, available for download and printing multiple copies for congregants at your state's elections webpage.
- **If you prefer a passive approach,** set up tables outside with a table where people can register. Be sure to have a wireless printer available, hard copies of the registration form and mailing instructions, or the QR code cards for people to take home and register/print from there. See checklist!

DAY-OF VOTER REGISTRATION SUNDAY CHECKLIST

Have the table set-up 30 minutes before and after services.

Set the registration table (a coffee or card table) in the highest traffic area of your church.

Materials for your table:

- Voter registration easel with forms (available to download and print on your state's election site) for those who prefer to register on a hard copy form
- Any of the following options for people to complete their registration:
 - (1) Computers connected to a printer and logged onto <https://familypolicyalliance.com/vote> for people to register and print their form immediately at church
 - (2) A wireless printer and posted copies of the QR code for people to access


<https://familypolicyalliance.com/vote> on their smart device, fill out the form on their own device, and print it wirelessly on the provided printer

- (3) [Hard copies of your state's voter registration form \(available for download/copying on your state's elections page\) for those who prefer to fill out a hard copy form](#)
- (4) [Take-home cards with the QR code for people to take home, access the voter registration site and print the form at home](#)

Pastor announces the voter registration drive and encourages individuals to participate.

The person/people working at the table should not sit behind the table but rather stand in front of it and proactively invite people to register.

SCAN TO REGISTER TO VOTE!




Or visit:

<https://familypolicyalliance.com/vote>

To scan, open the camera app on your phone, point the camera at the code, and tap on the link that appears. You will need to be able to print the form from your device.

SCAN TO REGISTER TO VOTE!

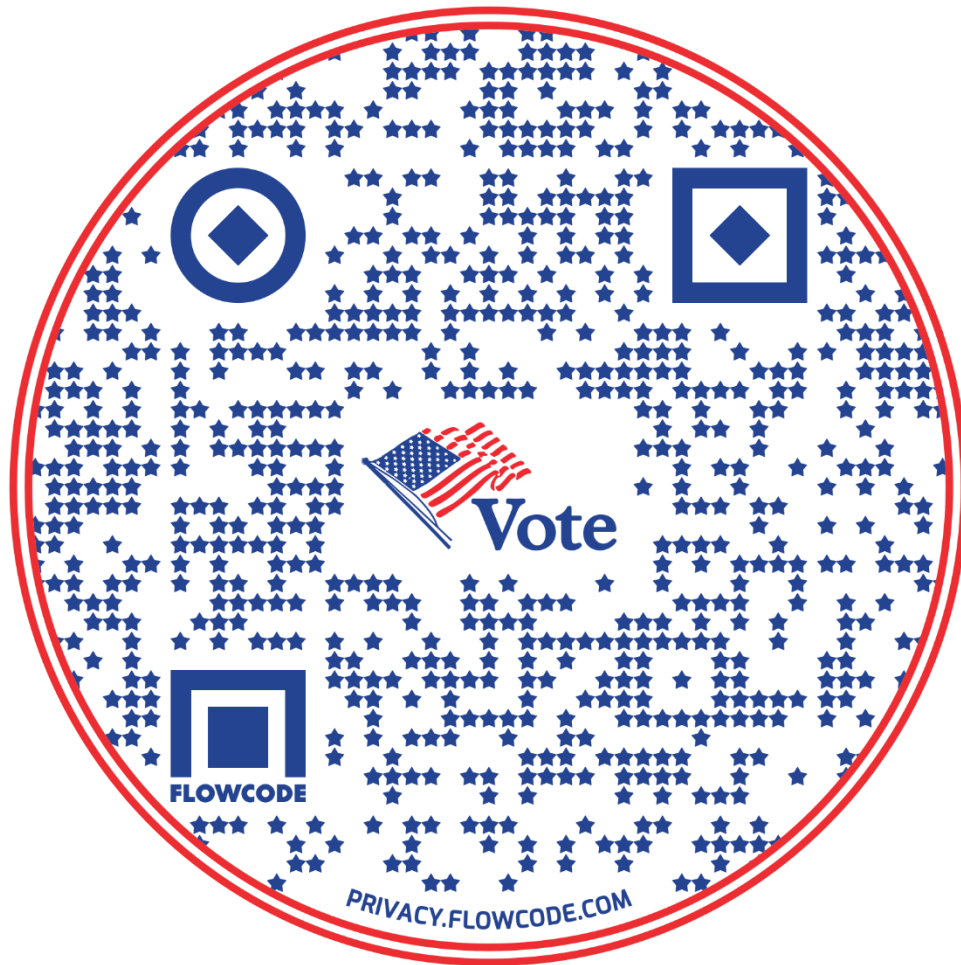


Or visit:

<https://familypolicyalliance.com/vote>

To scan, open the camera app on your phone, point the camera at the code, and tap on the link that appears. You will need to be able to print the form from your device.

SCAN TO REGISTER TO VOTE!



Or visit:

<https://familypolicyalliance.com/vote>

To scan, open the camera app on your phone, point the camera at the code, and tap on the link that appears. You will need to be able to print the form from your device